

Sample Survey Codebook

Research Team

2025-12-20

6 variables documented

Table of Contents

respondent_id	3
age	4
gender	5
education	6
income	7
satisfaction	8

Unique identifier for each survey respondent

Type: Int64

Summary Statistics

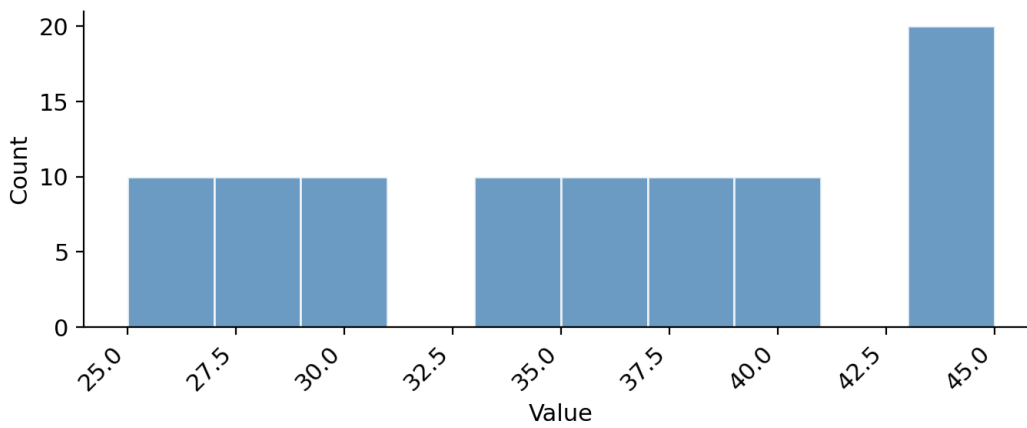
Count	100
Valid	100
Missing	0 (0.0%)
Unique	100

Respondent's age in years at time of survey

Type: Int64

Summary Statistics

Count	100
Valid	90
Missing	10 (10.0%)
Unique	10
Mean	35.22
Std Dev	6.50
Min	25
Max	45

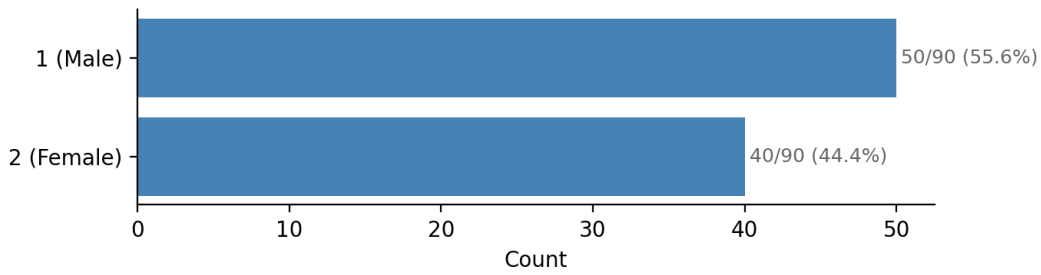


Self-reported gender identity

Type: Int64

Summary Statistics

Count	100
Valid	90
Missing	10 (10.0%)
Unique	3

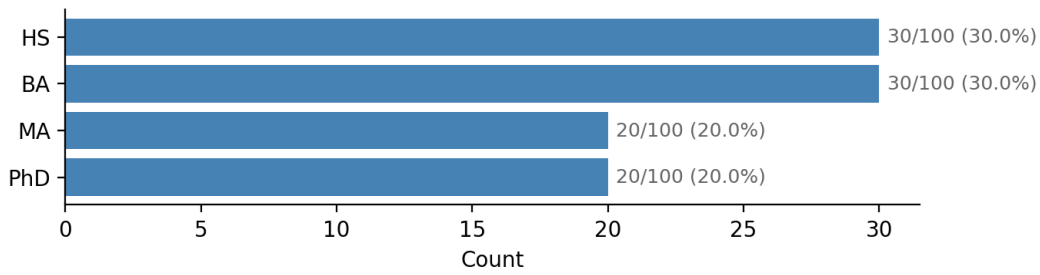


Highest level of education completed

Type: String

Summary Statistics

Count	100
Valid	100
Missing	0 (0.0%)
Unique	4



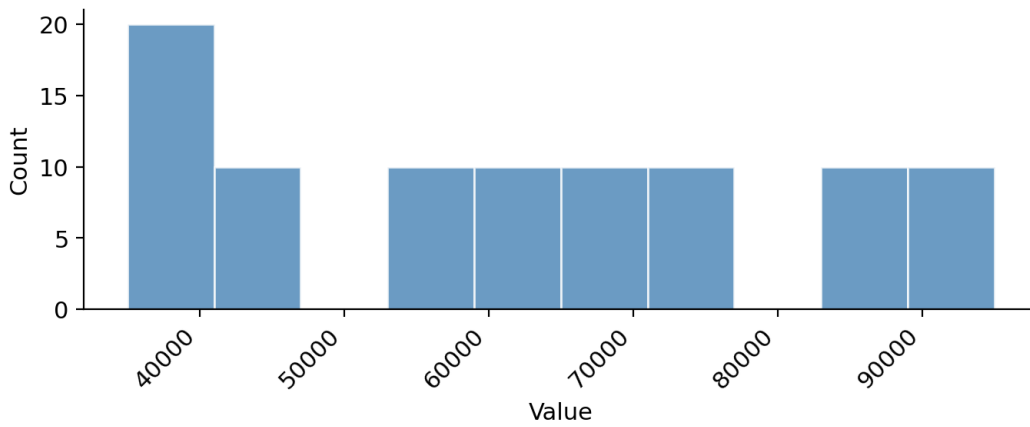
Annual household income in USD

Type: Float64

Note: Values are top-coded at \$200,000.

Summary Statistics

Count	100
Valid	90
Missing	10 (10.0%)
Unique	10
Mean	61666.67
Std Dev	19401.15
Min	35000.0
Max	95000.0



Overall life satisfaction rating (1-5 scale)

Type: Int64

Summary Statistics

Count	100
Valid	90
Missing	10 (10.0%)
Unique	5
Mean	3.67
Std Dev	0.95
Min	2
Max	5

