

mtcars Codebook

Your Name

2025-12-20

12 variables documented

Table of Contents

name	3
mpg	4
cyl	5
disp	6
hp	7
drat	8
wt	9
qsec	10
vs	11
am	12
gear	13
carb	14

Type: object

Summary Statistics

Count	32
Valid	32
Missing	0 (0.0%)
Unique	32

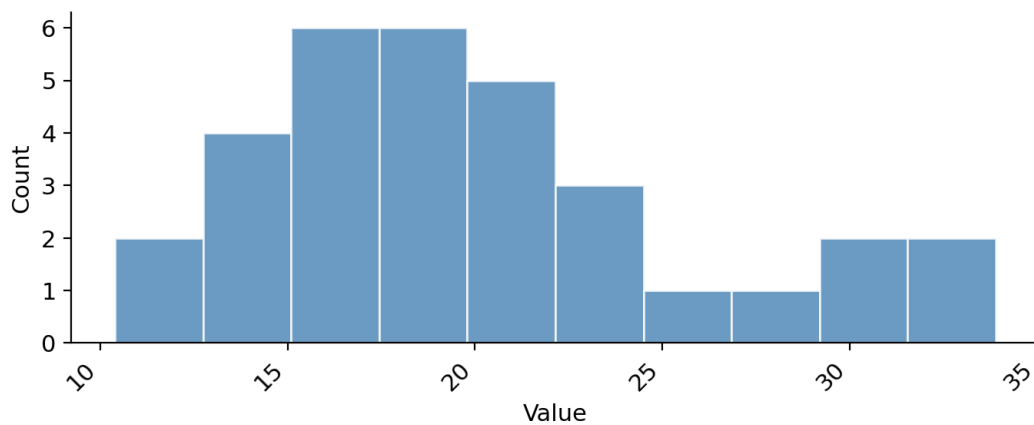
Miles per gallon

Type: float64

Note: Fuel economy measure for the 1970s era vehicles.

Summary Statistics

Count	32
Valid	32
Missing	0 (0.0%)
Unique	25
Mean	20.09
Std Dev	6.03
Min	10.4
Max	33.9

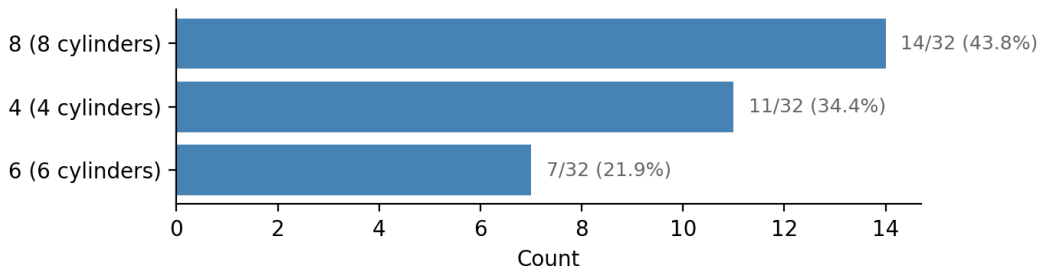


Number of cylinders

Type: int64

Summary Statistics

Count	32
Valid	32
Missing	0 (0.0%)
Unique	3
Mean	6.19
Std Dev	1.79
Min	4
Max	8

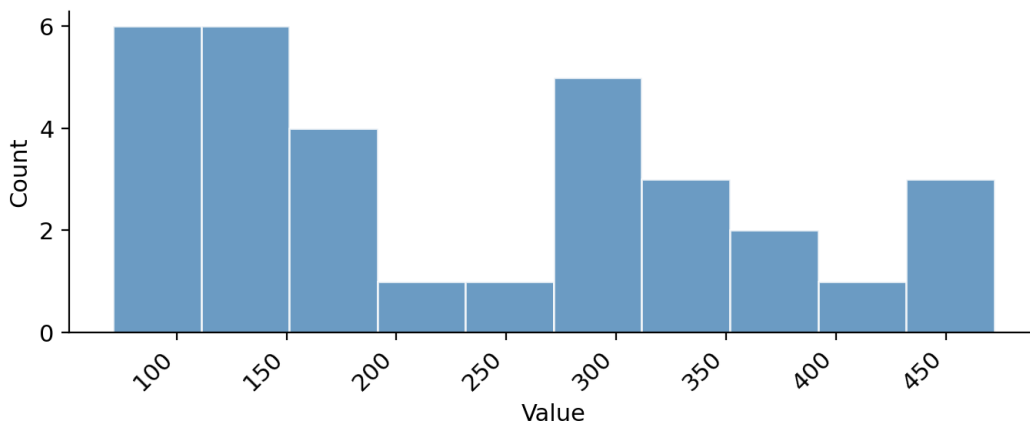


Displacement in cubic inches

Type: float64

Summary Statistics

Count	32
Valid	32
Missing	0 (0.0%)
Unique	27
Mean	230.72
Std Dev	123.94
Min	71.1
Max	472.0

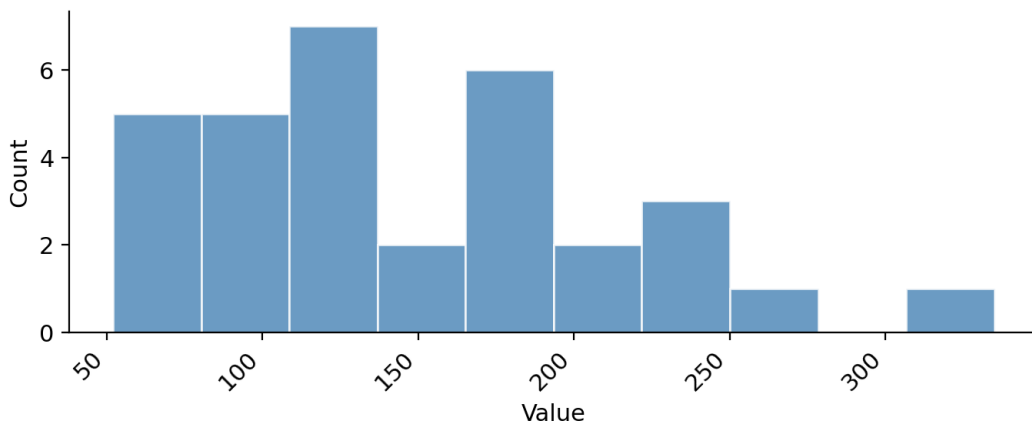


Horsepower

Type: int64

Summary Statistics

Count	32
Valid	32
Missing	0 (0.0%)
Unique	22
Mean	146.69
Std Dev	68.56
Min	52
Max	335

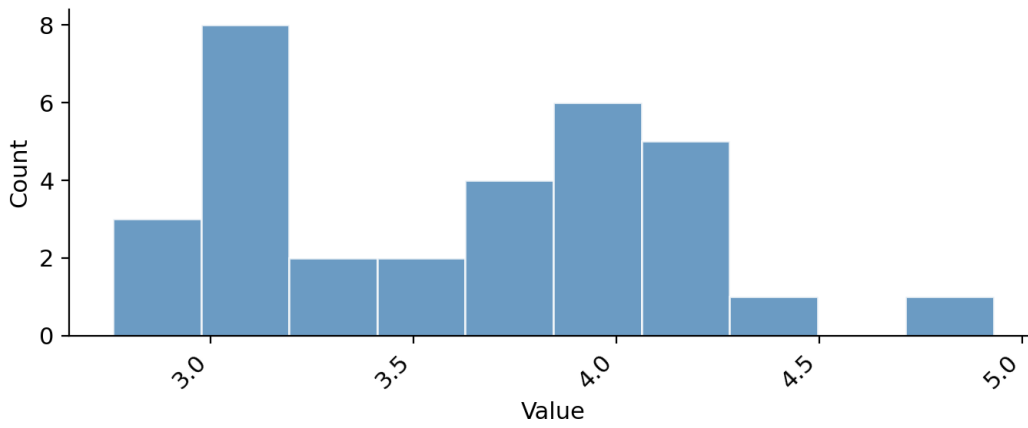


Rear axle ratio

Type: float64

Summary Statistics

Count	32
Valid	32
Missing	0 (0.0%)
Unique	22
Mean	3.60
Std Dev	0.53
Min	2.76
Max	4.93

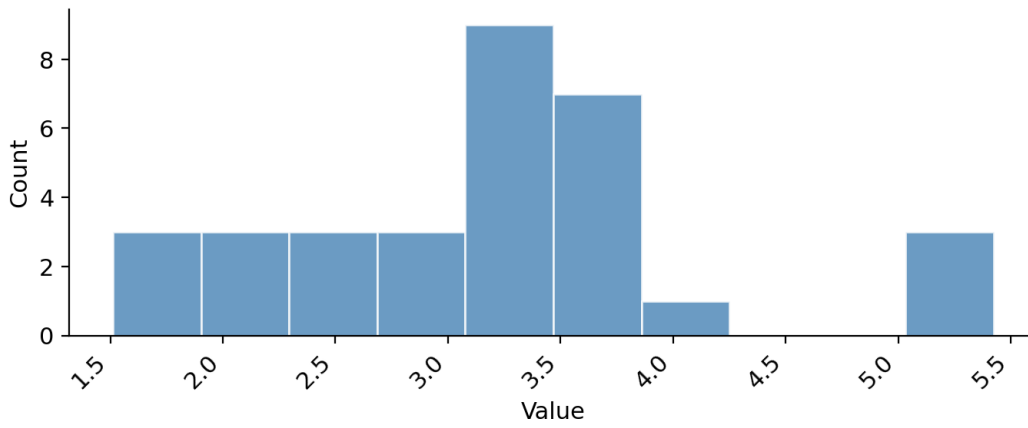


Weight in 1000 lbs

Type: float64

Summary Statistics

Count	32
Valid	32
Missing	0 (0.0%)
Unique	29
Mean	3.22
Std Dev	0.98
Min	1.513
Max	5.424

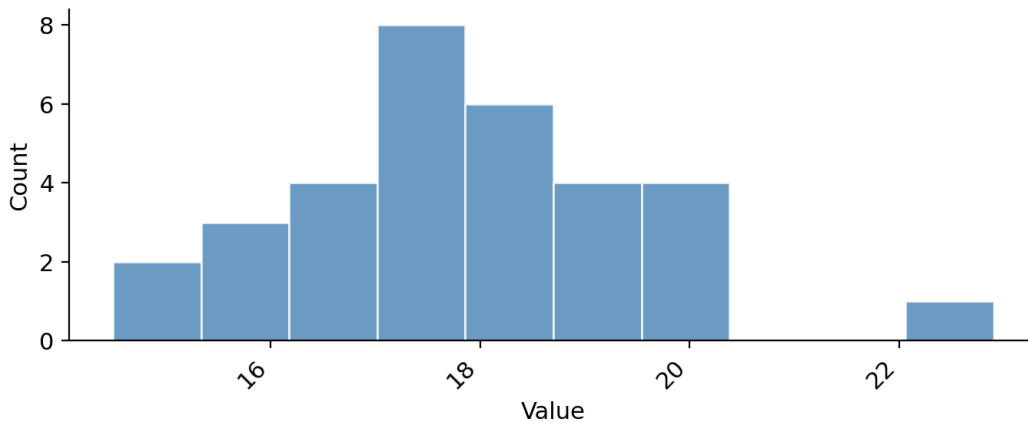


1/4 mile time

Type: float64

Summary Statistics

Count	32
Valid	32
Missing	0 (0.0%)
Unique	30
Mean	17.85
Std Dev	1.79
Min	14.5
Max	22.9

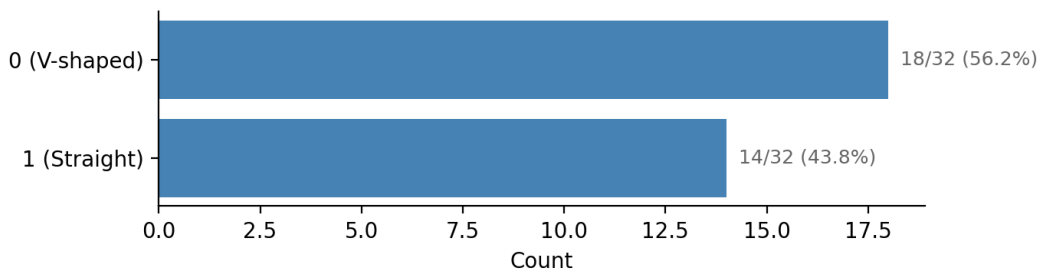


Engine shape (0 = V-shaped, 1 = straight)

Type: int64

Summary Statistics

Count	32
Valid	32
Missing	0 (0.0%)
Unique	2

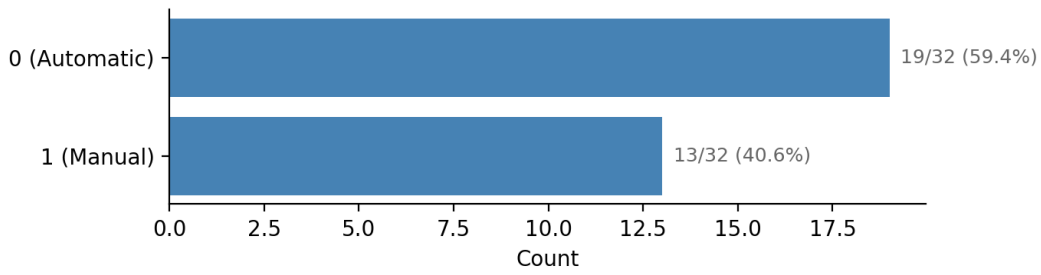


Transmission (0 = automatic, 1 = manual)

Type: int64

Summary Statistics

Count	32
Valid	32
Missing	0 (0.0%)
Unique	2

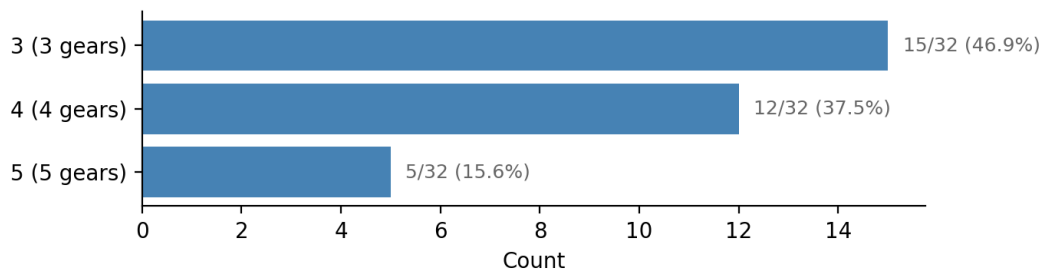


Number of forward gears

Type: int64

Summary Statistics

Count	32
Valid	32
Missing	0 (0.0%)
Unique	3
Mean	3.69
Std Dev	0.74
Min	3
Max	5



Number of carburetor barrels

Type: int64

Summary Statistics

Count	32
Valid	32
Missing	0 (0.0%)
Unique	6
Mean	2.81
Std Dev	1.62
Min	1
Max	8

